

SABC two-component

Product Information

Catalog No.: ES-0001

Size: Reagent A 100ul/500ul
Reagent B 100ul/500ul

Form: liquid

Conjugation: Biotin-HRP and Streptavidin

Storage: Protein protective agent, 4°C for 12 months.

Preparation of working solutions:

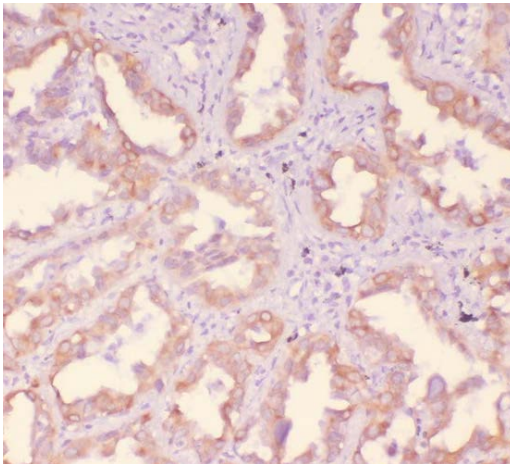
Before the tests, Reagent A mix Reagent B on 37°C for 30 Minutes,
And use it within 6 hours. The mixture will expire in 12 hours.

Application

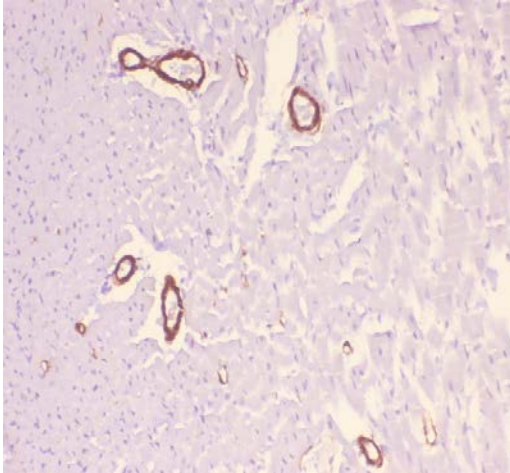
Tested Application: IHC

Suggested dilution (mixture): 1:50 for IHC

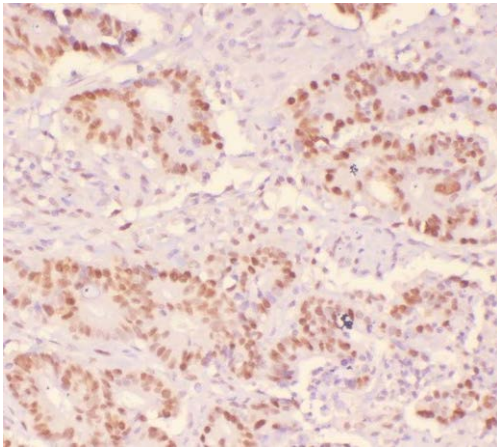
Image



Immunohistochemistry of paraffin-embedded mouse lung cancer using PCK antibody and biotin-goat anti rabbit igG, ES-0001(mixture) at dilution of 1:50



Immunohistochemistry of paraffin-embedded Rat Myocardium using α -SMA antibody and biotin-goat anti rabbit igG, ES-0001(mixture) at dilution of 1:50



Immunohistochemistry of paraffin-embedded mouse breast cancer using PCNA antibody and biotin-goat anti rabbit igG, ES-0001(mixture) at dilution of 1:50

Note: This product is for research use only, not for diagnostic or therapeutic use.