

anti- Cathepsin B antibody

Product Information

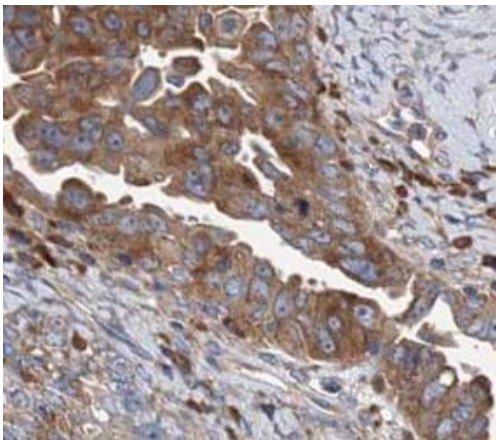
Catalog No.:	FNab01304
Size:	100 μ g
Form:	liquid
Purification:	Immunogen affinity purified
Purity:	\geq 95% as determined by SDS-PAGE
Host:	Rabbit
IsoType:	IgG
Storage:	PBS with 0.02% sodium azide and 50% glycerol pH 7.3 , -20 $^{\circ}$ C for 24 months (Avoid repeated freeze / thaw cycles.)

Immunogen information

Immunogen:	cathepsin B
Synonyms:	APP secretase, APPS, cathepsin B, Cathepsin B1, CPSB, CTSB
Calculated MW:	44 kDa
Uniprot ID :	P07858

Application

Specificity:	Human, Mouse, Rat; other species are not tested. Please decide the specificity by homology
Tested Application:	ELISA, WB, IHC, IF, FC
Recommended dilution:	WB: 1:500-1:1000; IHC: 1:100-1:400; IF: 1:10-1:100
Image:	



Immunohistochemistry of paraffin-embedded human ovary tumor tissue slide using FNab01304(Cathepsin B Antibody) at dilution of 1:200



FineTest

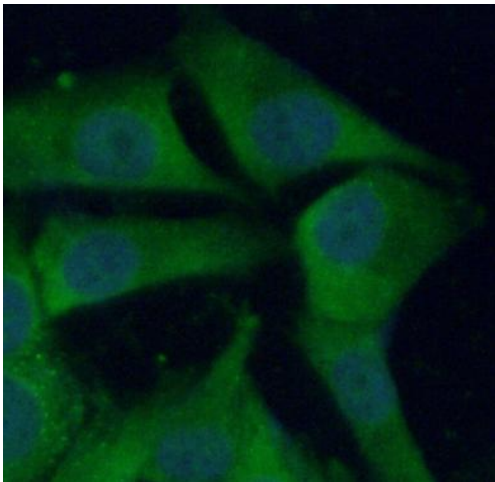
Wuhan Fine Biotech Co.,Ltd.

C6-323 Biolake, No. 666 Gaoxin Ave.

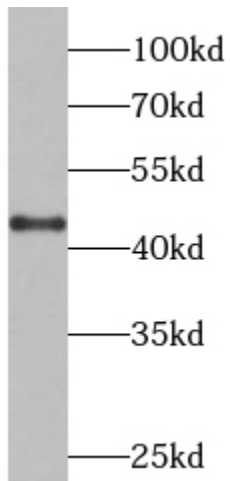
East Lake High-tech Development District

Wuhan City, Hubei, China (Zip code 430072)

Tel: 0086-027-87384275 Fax:0086-027-87800889



Immunofluorescent analysis of A375 cells using FNab01304 (Cathepsin B antibody) at dilution of 1:25 and Alexa Fluor 488-conjugated Goat Anti-Rabbit IgG(H+L)



A375 cells were subjected to SDS PAGE followed by western blot with FNab01304(CTSB antibody) at dilution of 1:800