



## anti- Cytokeratin 7-specific antibody

### Product Information

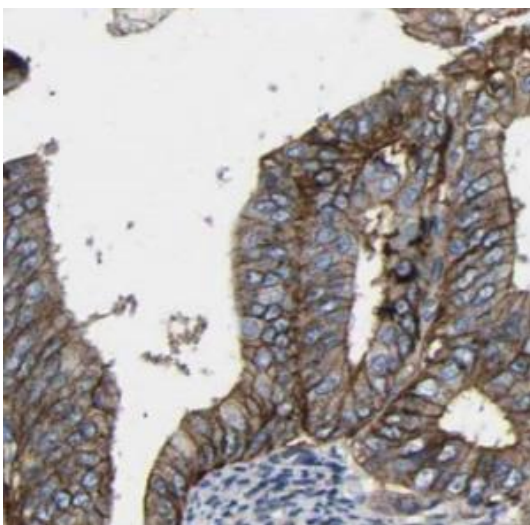
Catalog No.:	FNab02219
Size:	100 $\mu$ g
Form:	liquid
Purification:	Immunogen affinity purified
Purity:	$\geq$ 95% as determined by SDS-PAGE
Host:	Rabbit
IsoType:	IgG
Storage:	PBS with 0.02% sodium azide and 50% glycerol pH 7.3 , -20 $^{\circ}$ C for 24 months (Avoid repeated freeze / thaw cycles.)

### Immunogen information

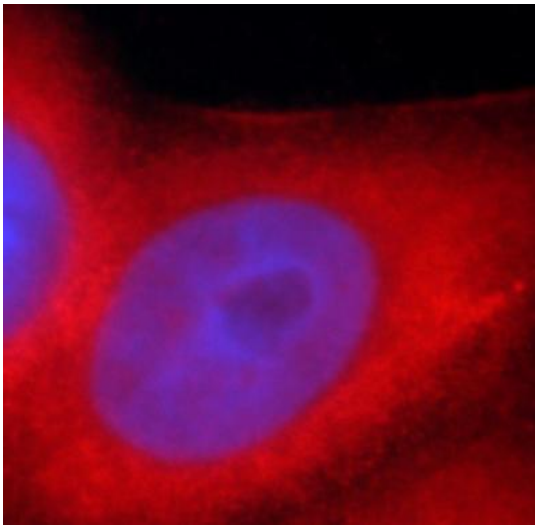
Immunogen:	keratin 7
Synonyms:	CK 7, CK7, Cytokeratin 7, K2C7, K7, keratin 7, KRT7, Sarcolectin, SCL, Type II keratin Kb7
Calculated MW:	54 kDa
Uniprot ID :	P08729

### Application

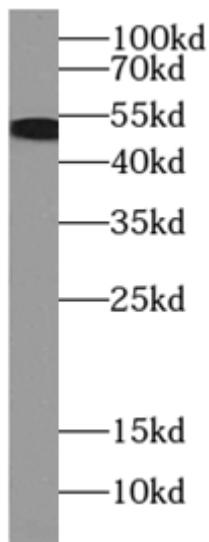
Specificity:	Human, Mouse; other species are not tested. Please decide the specificity by homology
Tested Application:	ELISA, WB, IHC, IP, IF
Recommended dilution:	WB: 1:500-1:2000; IP: 1:500-1:2000; IHC: 1:20-1:500; IF: 1:20-1:500
Image:	



Immunohistochemistry of paraffin-embedded human ovary tumor using FNab02219(KRT7-specific antibody) at dilution of 1:100



Immunofluorescent analysis of HeLa cells, using FNab02219(KRT7-specific antibody) at 1:25 dilution and Rhodamine-labeled goat anti-rabbit IgG (red).



mouse liver tissue were subjected to SDS PAGE followed by western blot with FNab02219(KRT7-specific antibody) at dilution of 1:500