

anti- Hexokinase 1 antibody

Product Information

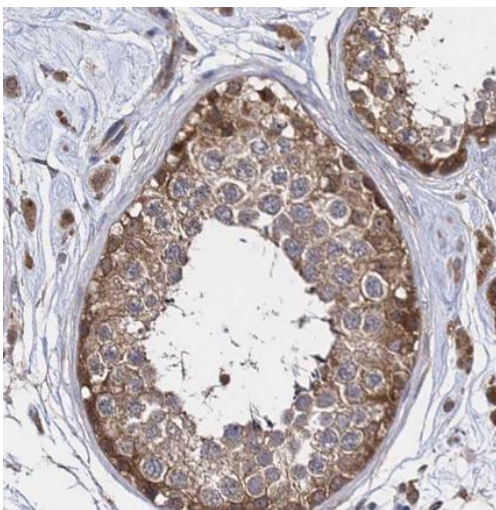
Catalog No.:	FNab03847
Size:	100 μ g
Form:	liquid
Purification:	Immunogen affinity purified
Purity:	\geq 95% as determined by SDS-PAGE
Host:	Rabbit
IsoType:	IgG
Storage:	PBS with 0.02% sodium azide and 50% glycerol pH 7.3 , -20 $^{\circ}$ C for 24 months (Avoid repeated freeze / thaw cycles.)

Immunogen information

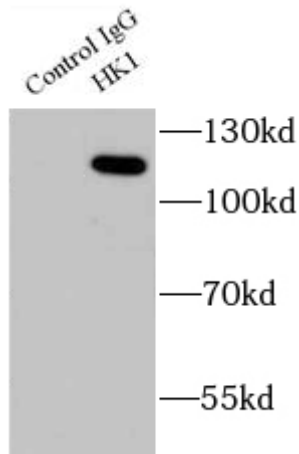
Immunogen:	hexokinase 1
Synonyms:	Brain form hexokinase, Hexokinase 1, Hexokinase type I, HK I, HK1, HK1 ta, HK1 tb, HK1 tc, HKI, HXK1
Calculated MW:	103 kDa
Uniprot ID :	P19367

Application


Specificity:	Human, Mouse, Rat; other species are not tested. Please decide the specificity by homology
Tested Application:	ELISA, WB, IHC, IP
Recommended dilution:	WB: 1:1000-1:4000; IP: 1:500-1:1000; IHC: 1:20-1:200
Image:	



Immunohistochemistry of paraffin-embedded human testis using FNab03847(HK1 antibody) at dilution of 1:100



IP Result of anti-Hexokinase 1 (IP: FNab03847, 4ug; Detection: FNab03847 1:500) with mouse brain tissue lysate 2000ug.



THP1 cells were subjected to SDS PAGE followed by western blot with FNab03847(HK1 antibody) at dilution of 1:1000