

anti- RIPK1-Specific antibody

Product Information

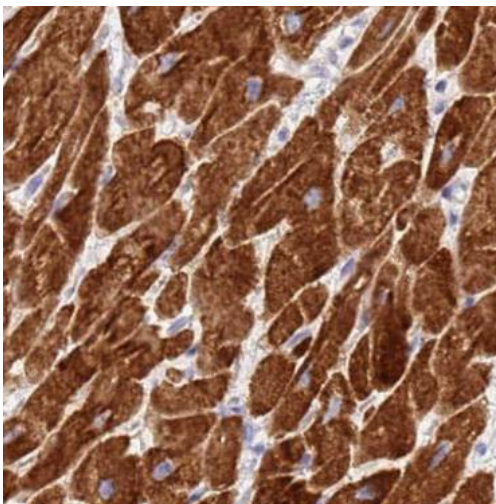
Catalog No.:	FNab07313
Size:	100 μ g
Form:	liquid
Purification:	Immunogen affinity purified
Purity:	\geq 95% as determined by SDS-PAGE
Host:	Rabbit
IsoType:	IgG
Storage:	PBS with 0.02% sodium azide and 50% glycerol pH 7.3 , -20 $^{\circ}$ C for 24 months (Avoid repeated freeze / thaw cycles.)

Immunogen information

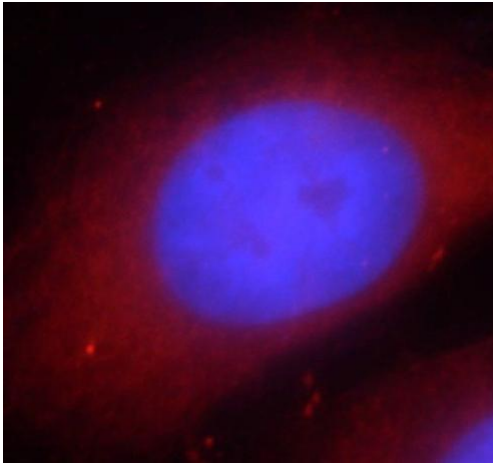
Immunogen:	receptor(TNFRSF)-interacting serine-threonine kinase 1
Synonyms:	Cell death protein RIP, Receptor interacting protein 1, RIP, RIP 1, RIP1, RIPK1
Calculated MW:	74 kDa
Uniprot ID :	Q13546

Application

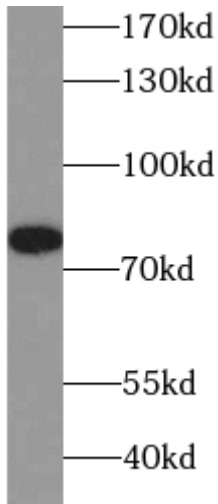
Specificity:	Human, Mouse, Rat; other species are not tested. Please decide the specificity by homology
Tested Application:	ELISA, WB, IF, IP, IHC
Recommended dilution:	WB: 1:200-1:1000; IP: 1:200-1:1000; IHC: 1:100-1:400; IF: 1:10-1:100
Image:	



Immunohistochemistry of paraffin-embedded human heart tissue slide using FNab07313(RIPK1-Specific Antibody) at dilution of 1:200



Immunofluorescent analysis of HepG2 cells using FNaB07313(RIPK1-Specific antibody) at dilution of 1:25 and Rhodamine-Goat anti-Rabbit IgG



NIH/3T3 cells were subjected to SDS PAGE followed by western blot with FNaB07313(RIPK1-Specific antibody) at dilution of 1:300