

## anti- TRAIP antibody

### Product Information

Catalog No.:	FNab08924
Size:	100 $\mu$ g
Form:	liquid
Purification:	Immunogen affinity purified
Purity:	$\geq$ 95% as determined by SDS-PAGE
Host:	Rabbit
IsoType:	IgG
Storage:	PBS with 0.02% sodium azide and 50% glycerol pH 7.3 , -20 $^{\circ}$ C for 24 months (Avoid repeated freeze / thaw cycles.)

### Background

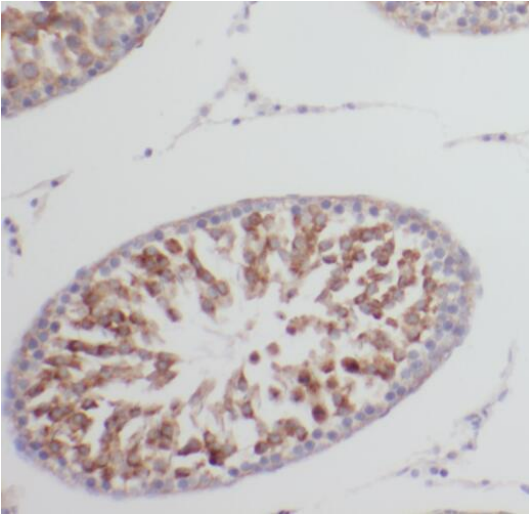
E3 ubiquitin ligase acting as a negative regulator of innate immune signaling. Inhibits activation of NF-kappa-B mediated by TNF. Negatively regulates TLR3/4-and RIG-I-mediated IRF3 activation and subsequent IFNB1 production and cellular antiviral response by promoting 'Lys-48'-linked polyubiquitination of TNK1 leading to its proteasomal degradation(By similarity)(PubMed:22945920). Involved in response to genotoxic lesions during genome replication. Promotes H2AX and RPA2 phosphorylation after replication-associated DNA damage and assists fork progression at UV-induced replication-blocking lesions during S phase(PubMed:26595769). Has also been proposed to play a role in promoting translesion synthesis by mediating the assembly of 'Lys-63'-linked poly-ubiquitin chains on the Y-family polymerase POLN in order to facilitate bypass of DNA lesions and preserve genomic integrity(PubMed:24553286). The function in translesion synthesis is controversial(PubMed:26595769).

### Immunogen information

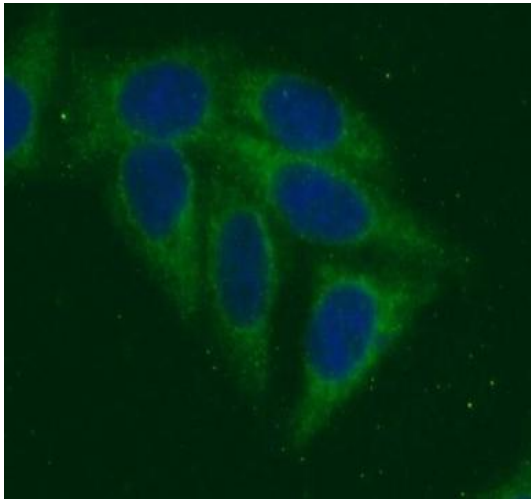
Immunogen:	TRAF interacting protein
Synonyms:	RNF206, TRIP
Calculated MW:	53 kDa
Uniprot ID :	Q9BWF2

### Application

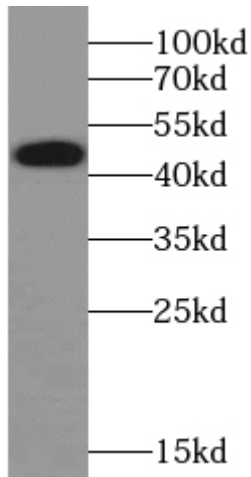
Specificity:	Human, Mouse; other species are not tested. Please decide the specificity by homology
Tested Application:	ELISA, WB, IHC, IF
Recommended dilution:	WB: 1:500-1:2000; IHC: 1:20-1:200; IF: 1:10-1:100
Image:	



Immunohistochemistry of paraffin-embedded human testis tissue slide using FNab08924(TRAIP Antibody) at dilution of 1:200



Immunofluorescent analysis of HepG2 cells using FNab08924 (TRAIP antibody) at dilution of 1:25 and Alexa Fluor 488-conjugated Goat Anti-Rabbit IgG(H+L)



mouse brain tissue were subjected to SDS PAGE followed by western blot with FNab08924(TRAIP antibody) at dilution of 1:1000